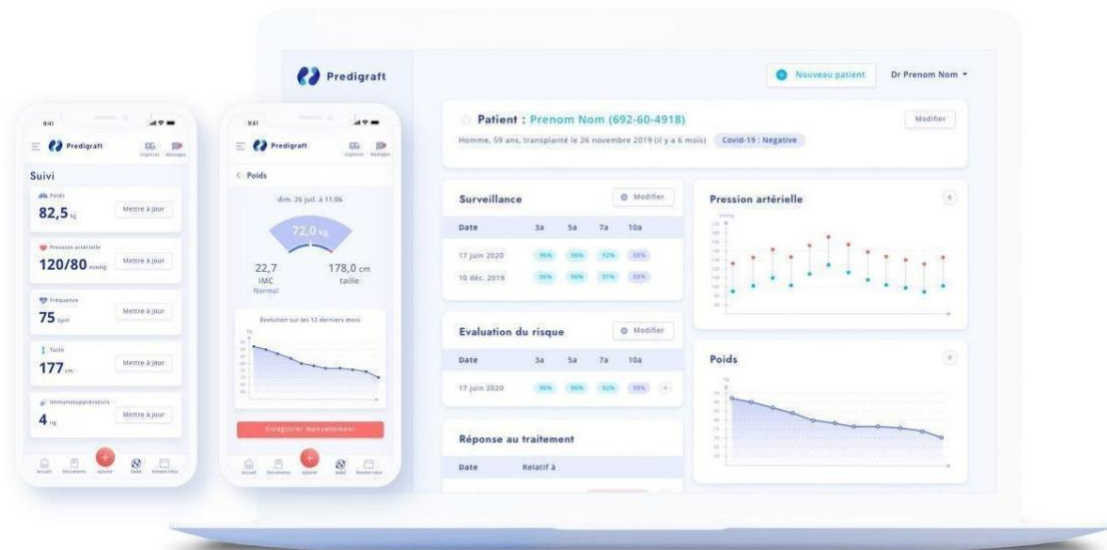


# Predigrift v1.11

## User Manual

### Patient



Please read this entire manual carefully before using Predigrift software, a class IIa medical device.



Document Reference: TF-FORM-107  
Edition February 2021  
English version

Date of CE marking: 21 June 2021



Manufacturer :



CIBILTECH  
130 rue de Lourmel  
75015 PARIS  
Tel : [09 75 38 12 61](tel:0975381261)

E-mail: [contact@cibiltech.com](mailto:contact@cibiltech.com)

Web page: [www.cibiltech.com](http://www.cibiltech.com)

This manual complies with **EU Medical Device Regulation 2017/745**.

Copyright © 2020 Cibiltech

All rights reserved. Reproduction in any form of all or part of this document is prohibited without the permission of Cibiltech.

## Table of Content

<b>1. About this manual</b>	<b>5</b>
<b>2. Security Information</b>	<b>5</b>
2.1. Primary risks related to the use of Predigraft	5
2.2. Warnings	5
2.3. Description of product labeling	6
<b>3. Intended use</b>	<b>6</b>
3.1. Intended users	6
3.2. Intended patient population	7
3.3. Contraindications	7
<b>4. Operating principle and mode of action</b>	<b>7</b>
4.1. iBox technology	7
4.2. Mode of action	8
<b>5. Technical data/Prerequisites</b>	<b>8</b>
<b>6. Predigraft Mobile Application</b>	<b>8</b>
6.1. First connection	8
6.2. Forgot your password?	9
6.3. Home page	10
6.4. Menu	10
6.4.1. About us	11
6.4.2. Legal Notice	11
6.4.3. Privacy Policy, Cookie Policy and Terms of Use	12
6.4.4. Contact	12
6.4.5. My Account	12
6.5. Log out	13
6.6. Deactivate your account	13
<b>7 Submit an analysis report(s)</b>	<b>14</b>
<b>8 Clinical Data</b>	<b>17</b>
8.4. Weight	17
8.5. Blood pressure	19
8.6. The (+) button	20

<b>9</b>	<b><i>Therapeutic support: educational videos</i></b>	<b>21</b>
<b>10</b>	<b><i>About</i></b>	<b>22</b>
<b>11</b>	<b><i>Support/Maintenance</i></b>	<b>22</b>
<b>12</b>	<b><i>Personal data</i></b>	<b>22</b>

## 1. About this manual

This manual is an integral part of the Predigraft software. It details the presentation of the patient application, its configuration, and its use.

The electronic version of this manual is available online at [www.cibiltech.com](http://www.cibiltech.com). If required, a printed version can be provided upon request at the following address: [contact@cibiltech.com](mailto:contact@cibiltech.com).

**Note:** The screenshots shown in this user manual are examples only, they are not exhaustive and may differ slightly from the views available in the user interface.

**Intended audience:** This manual is intended for patients who use the Predigraft application as part of their medical follow-up.

## 2. Security Information

### 2.1. Primary risks related to the use of Predigraft

The primary risks identified are related to the entry of health data into the Predigraft software. A false entry can lead to:

- **An overestimation of your current or predicted health status:**  
When you do not enter a parameter correctly or when a healthcare professional makes a mistake when entering the parameter, the probabilities of graft survival may be higher than expected.
- **An underestimation of your current or predicted health status:**  
When you do not enter a parameter correctly or when a healthcare professional makes a mistake when entering the parameter, the probabilities of graft survival may be lower than expected.




**Caution:** Predigraft is a decision support tool. The clinical assessment of your health status by your healthcare professional is not based solely on the prognosis of Predigraft.

### 2.2. Warnings

- Always ensure that you open only websites via a secure SSL/TLS connection. In this case, the Internet address starts with "https". Connections that only start with "http" are a security risk.
- Make sure you are using the latest version of your web browser (for a list of browsers that are compatible with Predigraft see the *technical specifications chapter*) and regularly update your operating system.
- Keep your passwords up to date. Use a separate password for each application and do not use previous passwords.
- Do not click on links in emails from unknown senders, as this could direct you to a website containing malware.

### 2.3. Description of product labeling

The following symbols may appear in the application or in the documentation:

Symbol/Text	Meaning
	Manufacturer's address
<b>Predigraft v1.11</b>	Device name and version identification
	Consult the user manual
	CE Marking 2797: identification of the notified body

### 3. Intended use

Predigraft is a medical device intended to be used as a predictive tool to inform healthcare professionals of the probability of survival of allograft kidney transplants following kidney transplantation. These probabilities, along with available standard clinical data, help describe the condition of the allograft, and provide additional information concerning the patient's care and treatment decisions. Specifically, Predigraft provides probabilities of allograft survival at +3 / +5 / +7 years after evaluation, based on the combination of a set of clinical, biological, and histological parameters.

Predigraft is also intended to be used as a telehealth tool after kidney transplantation to facilitate communication between clinicians and patients by providing a customizable alert system.

#### **Warning:**

Remote monitoring is not an emergency response system. In the event of a medical problem, patients should contact a healthcare professional or Emergency Medical Services.

#### 3.1. Intended users

The Predigraft solution is intended to be used by:

- Healthcare professionals involved in the treatment and follow-up of kidney transplant patients such as nephrologists, nurses, etc.
- Kidney transplant patients.

### 3.2. Intended patient population

Patient selection criteria:

- Patient having received a kidney transplant from a living or deceased donor,
- Patient must be at least 18 years old.

### 3.3. Contraindications

Predigraft cannot be used for the follow-up of patients who have had:

- Previous non-functional kidney transplantation,
- A combined transplant (e.g. kidney - heart transplant, kidney - liver transplant).
- A transplant within the past month.

## 4. Operating principle and mode of action

### 4.1. iBox technology

Predigraft was developed using the "integrative BOX" (iBox) technology. The iBox predicts the probability that the graft will still be functional at 3, 5, and 7 years after evaluation by the care staff.

Read more about it:

The iBox is a predictive algorithm developed by the Paris Transplant Group (INSERM UMR 970; Principal Investigator: Professor Alexandre LOUPY). The algorithm predicts allograft survival at 3, 5, and 7 years after risk assessment with accurate calibration and discrimination (concordance index 0.81, 95% confidence interval 0.79 to 0.83). It was developed in a cohort of 4000 kidney transplant patients in France and validated in a cohort of 2129 patients in Europe and a second cohort of 1428 patients in three centers in the United States.





#### 4.2. Mode of action

Predigraft is used as a risk monitoring/assessment tool.

During your follow-up, your healthcare professional will use Predigraft to assess the risk of graft loss. An initial prediction of graft survival can be obtained on the basis of biological parameters used in standard clinical follow-up, namely:

- Creatinine (to estimate glomerular filtration rate according to the MDRD formula; unit: ml/min/1.73 m<sup>2</sup>).
- The urine protein/creatinine ratio (unit g/g).

Your healthcare professional can refine the prediction of your graft's survival by providing the additional information from a biopsy and the measurement of donor-specific anti-HLA antibodies (DSA).

### 5. Technical data/Prerequisites

The Predigraft patient tool is available in a mobile version on devices with a minimum size of 320 x 568 px and a maximum size of 414 x 896 px. It is compatible with devices supporting the following browsers:

Browser	Compatible version
Chrome	Version 79.0.3945.130
Firefox	Version 72.0.2
Safari	Version 13.0.5 (15608.5.11)

**Note:** The use of Predigraft does not require any training. Only an internet connection is required to use Predigraft.

### 6. Predigraft Mobile Application

To access the Patient application, you will need to ask your doctor to create an account for you.

#### 6.1. First connection

A healthcare professional in charge of your follow-up will create an account for you using your email address. You will receive an invitation email and a random password will be generated. Click on the link in the email to update your password.

From the application, you can also click on the "Forgot password" and enter your email address to receive a link to change the password and access the application.



The screenshot shows the Predigraft login interface. At the top, there is the Predigraft logo and the word "PREDIGRAFT". Below this, the word "Connexion" is displayed in blue, followed by the text "ou Créer un compte" in a smaller blue font. There are two input fields: "Adresse mail" and "Mot de passe". Below the "Mot de passe" field, there is a checkbox labeled "Se souvenir de moi" and a link "Mot de passe oublié ?" in blue. At the bottom, there is a blue button labeled "Connexion".

## 6.2. Forgot your password?

If you have forgotten your password, you can click on "Forgot your password?" on the login page. On the password reset page, enter your email address to receive a reset link. By clicking the link from your email, you will be redirected to a page where you can enter your new password and a confirmation of the password.

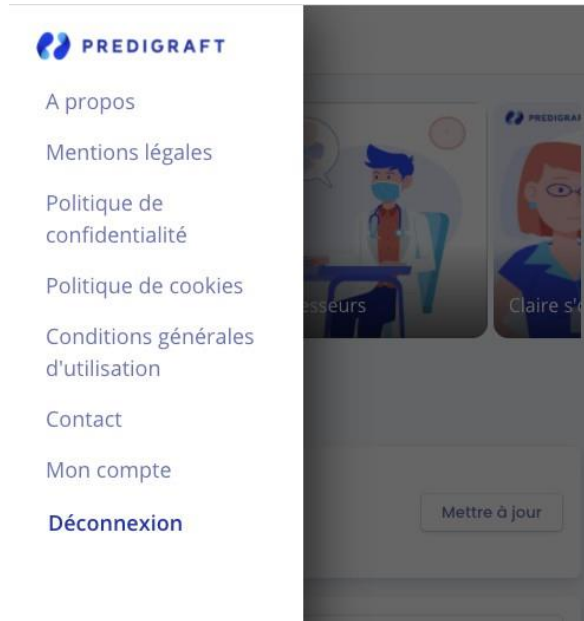
**Please note:** if your email address is invalid because it does not correspond to a user account, you will not receive the email allowing you to change your password.

### 6.3. Home page



### 6.4. Menu

You can access the support menu by clicking on the emoticon of the lines at the top left of the screen.



#### 6.4.1. About us

The "About" section contains the Predigraft label as well as the link to this user guide.



#### 6.4.2. Legal Notice

The "Legal Notice" section contains the legal notice of the Predigraft platform as well as details about the data host.

### 6.4.3 Privacy Policy, Cookie Policy and Terms of Use

The sections "Privacy Policy", "Cookie Policy" and "General Conditions of Use" include the respective documents.

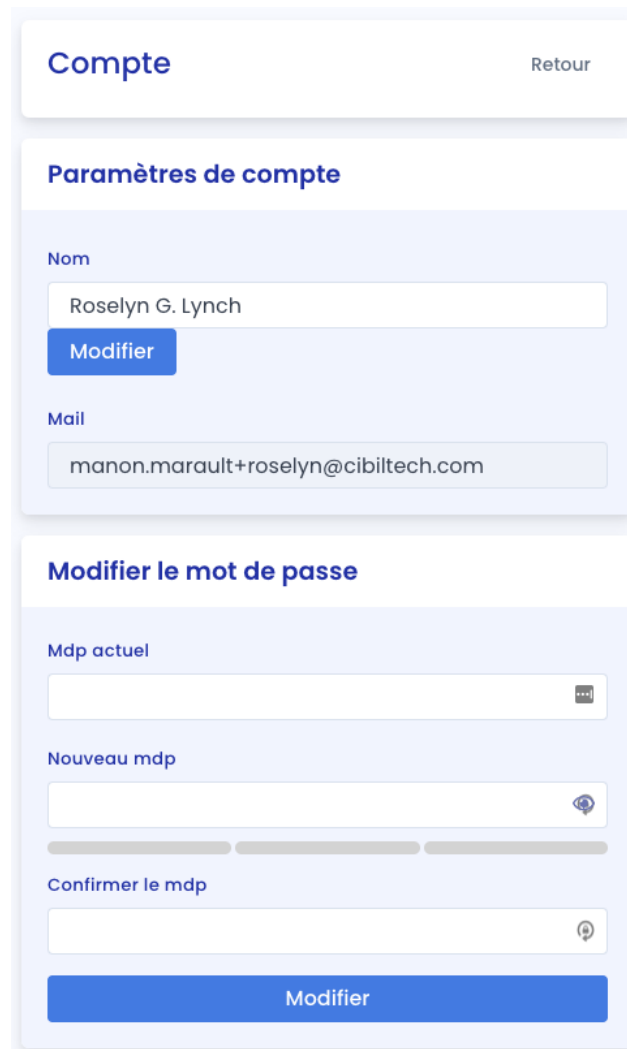
### 6.4.4 Contact

The "Contact" section in the menu allows you to contact Cibiltech support directly by email.

### 6.4.5 My Account

The heading "My account" in the menu allows you to enter and/or modify your:

- Name,
- Password.



**Compte** [Retour](#)

#### Paramètres de compte

Nom

  
[Modifier](#)

Mail

#### Modifier le mot de passe

Mdp actuel


Nouveau mdp

Confirmer le mdp

  
[Modifier](#)

## 6.5 Log out

Click on "Logout" in the top left menu  to log out of your account.

## 6.6 Deactivate your account

If you wish to deactivate your Predigraft account, please contact Cibiltech technical support and submit your request at the following address

- Email: [support@cibiltech.com](mailto:support@cibiltech.com)

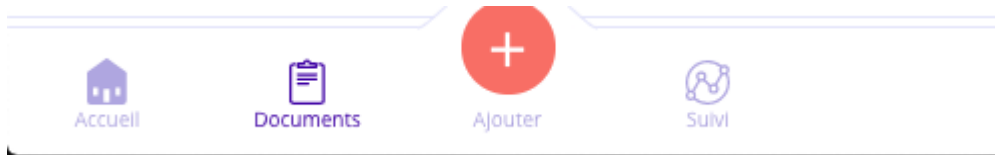
## 7 Submit an analysis report(s)

To upload laboratory analysis results, you can click on:

- a) Submit a biological analysis



- b) Document toolbar



- c) Add (+) button



Choose a document to upload from your device:



Confirm your choice by pressing **Submit**. You can also change the document by pressing **Change**.

## Transférer une analyse biologique

Changer

Envoyer


**Laboratoire de Biologie Médicale  
Gambetta**

 10 avenue Gambetta - 75020 PARIS  
 Tél. : 01.44.62.95.80 Fax : 01.44.62.80.81  
 FINISS 75.3.70480.7  
 Biologiste Médical : Dr Sylvie Huber

**Dr Roselyn POMERLEAU**  
 100 rue de Rivoli  
 75001 PARIS

**Monsieur MONTOYA Terry**  
 13 rue Pierre et Marie Curie  
 75005 PARIS

Né(e) le 24/04/1966

Edité le samedi 3 mai 2020 à 16:27

 Prélèvement du 03/05/20 à 10H54  
 FSE Titre payant AMD - FS140

 Résultats obtenus par consultation et téléchargement sécurisés  
 Le compte rendu original est disponible au laboratoire

Compte rendu transmis par voie télématique

### Hématologie

Valeurs de référence

Anémicité

**Hémogramme**

Beckman Coulter DxH600

Hématies .....	4,00 T/L	3,7 à 5,4
Hémoglobine .....	12,7 g/dL	12,0 à 16,0
Hématocrite .....	37,3 %	37,0 à 50,0
V.G.M. ....	93 fL	79 à 97
T.C.M.H. ....	31,7 pg	27,0 à 32,0
C.C.M.H. ....	34,0 g/dL	31 à 37
Leucocytes .....	5,80 G/L	4,0 à 11,0
Formule leucocytaire		
DxH600		
Polynucléaires neutrophiles .....	50,2 %	55 à 75
Polynucléaires éosinophiles .....	1,9 %	< 0,5
Polynucléaires basophiles .....	1,3 %	< 0,2
Lymphocytes .....	40,0 %	17 à 44
Monocytes .....	6,6 %	0,2 à 0,8
Plaquettes .....	323 G/L	150 à 400
Test effectué sur sang prélevé sur EDTA		

 Selas Cerballiance Paris - 42 boulevard Richard Lenoir - 75011 Paris  
 328 386 529 RCS PARIS  
 Biologistes co-responsables : Sophie Denis - Judith Zerah - Benoit Chastain  
 www.cerballiance.fr

Page 1/4

Conformément aux textes en vigueur, votre échantillon biologique pourra être utilisé, utilisé et/ou transféré à des fins scientifiques ou de diagnostic qualité, non génétique humaine, de manière anonyme et respectant le secret médical, sauf opposition écrite des patients après de leur consentement éclairé.

**Warning:**

Make sure that the correct document was uploaded.

 By clicking on **Submit**, you will be redirected to the list of sent documents.

Copyright © 2020 Cibiltech

All rights reserved. Reproduction in any form of all or part of this document is prohibited without the permission of Cibiltech.





Documents

## Vous avez ajouté un document

Votre médecin peut désormais consulter ce document

### Documents transmis

 **biology-report.pdf** - 9 octobre 2020 >

 **histology-report.pdf** - 3 juin 2020 >

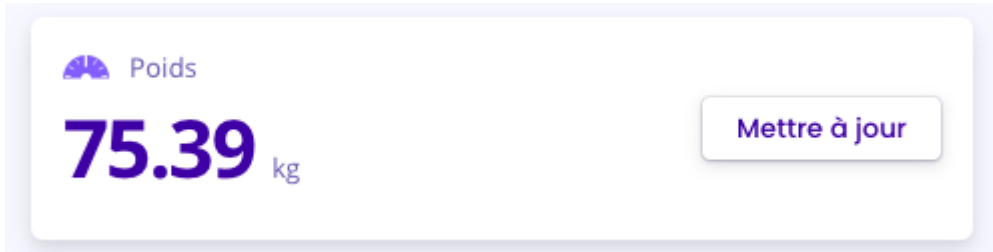
 **biology-report-09-oct.pdf** - 9 octobre 2020 >

## 8 Clinical Data

### 8.4 Weight


Also accessible on the home page, the **monitoring** section allows you to view and update your weight (in kg).

To update your weight, click on "update".



The screenshot shows a white card with a light blue border. At the top left, there is a small blue icon of a scale and the word "Poids" in blue. Below this, the weight "75.39" is displayed in a large, bold, dark blue font, followed by "kg" in a smaller, grey font. To the right of the weight, there is a rounded rectangular button with a light blue border and the text "Mettre à jour" in blue.

If you clicked "Update", enter your weight. The entry date is the date the document is uploaded. Press "**Confirm**" to confirm.



The screenshot shows a white card with a light blue border. At the top left, there is a blue arrow pointing left and the word "Poids" in blue. Below this, there is a rounded rectangular date field containing the text "vendredi 9 octobre 2020". Underneath the date field, the word "Poids" is followed by a horizontal line for input, and then "kg". At the bottom of the card, there are two buttons: a white button with a light blue border and the text "Annuler" in blue, and a solid red button with the text "Valider" in white.

**Note:** This data is added to your patient record and is accessible to your health professional.

You will be redirected to a page showing the most recent weight value:



To view the list and changes in weight (in kg), click on "trend". This page is also accessible by clicking on the weight value from the home page.



## 8.5 Blood pressure

As with weight, the **monitoring** section allows you to view and update your blood pressure.

To update your blood pressure, click on "Update".



Enter your blood pressure. The entry date is the date the information is entered and click "**Confirm**". You must provide two values to complete your blood pressure:

- The systolic value (the higher value),
- The diastolic value (the lower value).



The screenshot shows a form titled "← Pression artérielle". At the top, there is a date selector showing "Vendredi 9 octobre 2020". Below the date, there are two input fields: "Systolique" and "Diastolique", both followed by "mmHg". At the bottom of the form, there are two buttons: "Annuler" (white) and "Valider" (red).

**Note:** This data is added to your patient record and is accessible to your health professional.

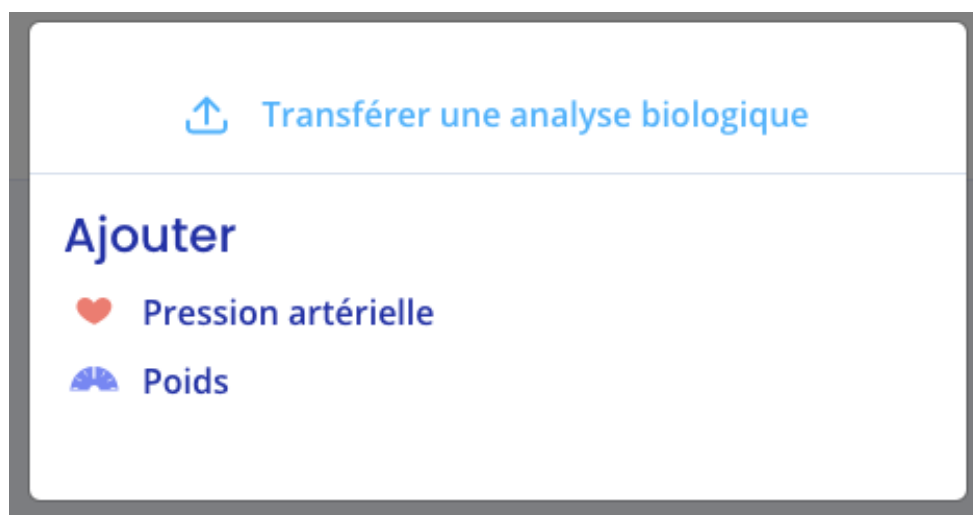
You will be redirected to a page showing the most recent blood pressure value:



To view the list and changes in blood pressure (in mmHg), click on "**Trend**". This page is also accessible by clicking on the blood pressure value from the home page.

### 8.6 The (+) button

You can also enter your weight and blood pressure directly by clicking the (+) button.



## 9 Therapeutic support: educational videos

Therapeutic support is a supplemental tool and is not a substitute for therapeutic education. The aims include the following:

- To actively involve you in your healthcare journey,
- To better understand your symptoms and the various aspects of your treatment,
- To take the appropriate measures to be carried out in connection with your remote monitoring.

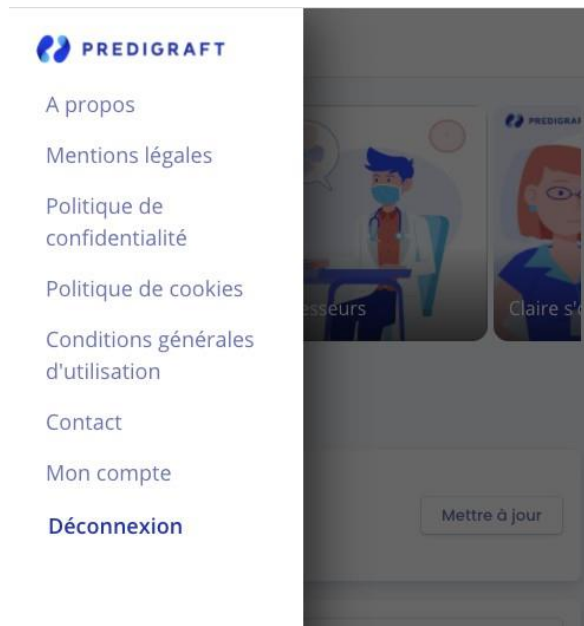
This support throughout the entire remote monitoring process is essential to enable you to be involved in your monitoring and thus adhere to your care plan.

It is complementary to and does not replace the training in the use of the remote monitoring device that your healthcare professional will provide.

Videos of therapeutic accompaniment are available on the top of the home page:



## 10 About



## 11 Support/Maintenance

For any questions, requests, or reports of malfunction, please send an email to [support@cibiltech.com](mailto:support@cibiltech.com)

**MATERIOVIGILANCE:** Any incident or risk of serious incident (defined according to article L5212-2 of the Public Health Code) detected during the use of the medical device Predigraft must be reported to the manufacturer at the following address: [materiovigilance@cibiltech.com](mailto:materiovigilance@cibiltech.com)

You must report any event to the competent authority of the Member State in which you are established: [https://ec.europa.eu/health/sites/health/files/md\\_sector/docs/md\\_vigilance\\_contact\\_points.pdf](https://ec.europa.eu/health/sites/health/files/md_sector/docs/md_vigilance_contact_points.pdf)

## 12 Personal data

The use of the Predigraft application requires you to fill in certain personal data necessary for its operation. When using the application, you are required to provide us with your full name, first name, title, date of birth, gender, language, e-mail address, telephone number. Entering this personal data enables us to establish a regular means of communication with a given healthcare professional. We verify your identity, for example, using your e-mail address and phone number. Collecting your personal data also allows us to communicate with you for information on the use of the application itself, in the event of security issues related to the application and may be used for commercial purposes (manufacturer - healthcare center communication).

When you contact our technical support, you are also informed that the call is likely to be recorded and we inform you that we also collect data. The purpose is to be able to improve the technical support. The technical, regulatory, quality and sales departments are the recipients of this information. Your personal data is kept for the time you use the application, for a given care center. As the Predigraft application is a regulated medical device, this information is then archived for regulatory traceability purposes for 10 years.

In accordance with the Data Protection Act and the European Regulation 2016/679 (GDPR) you have the following rights regarding your personal data:

- Right to access,
- Right to rectification,
- Right to erasure,
- Right to restriction of processing,
- Right to object,
- Right to data portability.

In order to request the exercise of your rights, you can contact our data protection officer at: [privacy@cibiltech.com](mailto:privacy@cibiltech.com). In this request, please specify your surname, first name, e-mail address, institution/facility and the nature of the right(s) you wish to exercise, accompanied by a copy of your identity card in order to authenticate your identity. We make every effort to comply with Data Protection Regulations to ensure the security of your data and your rights. Nevertheless, in the event that you notice a breach of this regulation, you are entitled to file a complaint with the supervisory authority (the CNIL, [www.cnil.fr](http://www.cnil.fr), or the Data Protection Officer (DPP or DPO in English) of the person responsible for processing your data (DPO of the health establishment or DPO of the manufacturer of the application).